

NEW

Blind Rivet Attachment

Perfect for Heavy Duty repair applications that require blind rivets, blind nuts and blind bolts.



CHR2002


**For use with Chief
PNP90 Pump**

Optional Accessories




Blind Nut Kit
CHR 2206

Picture is different with blind nut kit



Extension
CHR 2208

*The Blind Rivet attachment
swivels and pivots for
easier access for
your technician.*



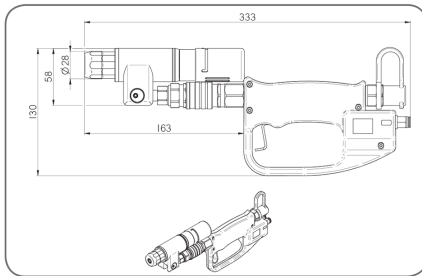
Blind Rivet Attachment Specifications



CHR2002

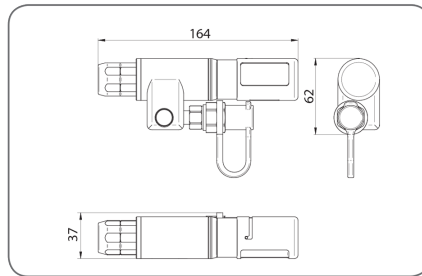
Specifications - Blind Rivet Attachment

Travel	25/32" / 20 mm
Setting force	24500 N at 6 bar
Weight	1 lbs. / 0.8 kg
Hydraulic operating pressure	max. 600 bar 87 PSI**
Pneumatic operating pressure	87 PSI / 6 bar
Ambient temperature	41-122 °F / 5-50 °C
Drive unit	PNP 90 hydraulic pump



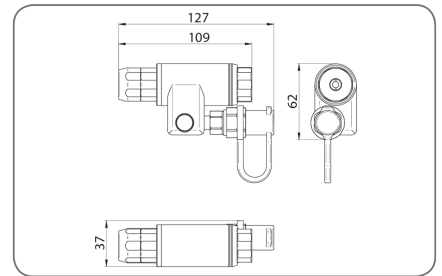
Blind riveting tool with operating unit

Length	13-7/64" / 333 mm
Width	1-29/64" / 37 mm
Height	5-1/8" / 130 mm
Hydraulic	600 bar
Pneumatic	6 bar



Blind riveting tool with madrel collector

Length	6-29/64" / 164 mm
Width	1-29/64" / 37 mm
Height	2-7/16" / 62 mm



Blind riveting tool with ejector

Length	5" / 127 mm
Width	1-29/64" / 37 mm
Height	2-7/16" / 62 mm



ROTUNDA

1-800-ROTUNDA

www.OneRotunda.com

Improve the speed, quality and profitability of every repair you make. Contact your local distributor or call Chief Automotive Technologies today.



©2015 VEHICLE SERVICE GROUPSM
Printed in the U.S.A. All Rights Reserved. Unless otherwise indicated, CHIEF AUTOMOTIVE TECHNOLOGIES, VEHICLE SERVICE GROUPSM, DOVER and all other trademarks are property of the Dover Corporation and its affiliates. Chief Automotive Technologies reserves the right to alter product specifications and/or package components without notice, excluding changes to components subject to FCC & IC regulations.
Blind Rivet Attachment 12/15